


Summit Stone
LANDSCAPE UNITS



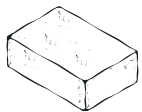
COUNTY MATERIALS CORPORATION

Summit Stone

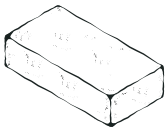
LANDSCAPE UNITS

Summit Stone® Landscape Units' dimensional shape and multiple unit sizes make them ideal for constructing custom outdoor living features including fireplaces and kitchens, built-in grills, seat walls, pillars and more.

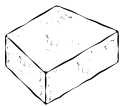
D x H x L
(Nominal Size) • Inches



Medium – 7¼ x 3⅝ x 10⅞



Large – 7¼ x 3⅝ x 14½



Tapered – 7¼ x 3⅝ x 9⅞

All units are available in Tumbled and Smooth finish.


Each size is sold on individual pallets.



Summit Stone Landscape Units outdoor living products – REFLECTION and VISION (Smooth) color (with Tranquility Pavers – TIMELESS color)




Summit Stone Landscape Units seat wall – TIMELESS and HAVEN colors (with Grand Milestone Pavers – TIMELESS color)



Summit Stone Landscape Units seat wall – HAVEN (Smooth) color
(with Crest Bullnose Pavers as seat wall caps – OASIS (Smooth) color)

Available in the following colors and textures:



The color photos shown in this catalog were prepared with careful attention to accuracy. However, colors shown may vary from actual hues and should only be used as a guide. Refer to actual product samples for final color selection. Because concrete units are manufactured with high quality, naturally-mined aggregates and materials, variations in color or shading should be expected in products that are manufactured at different times and in units having different shapes. This color or shading variation is acceptable in the industry.

Summit Stone


LANDSCAPE UNITS

See our Landscape Products Specifications Guide for more information on product specifications, care & maintenance, installation, and more.



(800) 242-7733
countymaterials.com
info@countymaterials.com

©2021 County Materials Corporation • 0221



Summit Stone Landscape Units seat wall – TIMELESS and HAVEN colors
(with Grand Milestone Pavers – TIMELESS color)