



*Discover your*  
OUTDOOR OASIS




# A FOUNDATION OF INTEGRITY, PASSION & PRIDE FOR OVER 75 YEARS

Our Reading Rock story begins in 1947. World War II had just ended and the concrete block business was growing as quickly as the surrounding neighborhoods in Cincinnati, Ohio.

In the early 70's, our company began to transition into the concrete paver market. In 1975, Reading Rock/Paver Systems Inc. was born and became one of the first five companies in the U.S. to invest in European technology/equipment to manufacture interlocking paving stones. Innovation continued when Reading Rock became the first company outside of Minnesota to sign a licensing agreement with Allan Block Corp. As the Nation's largest producer, second globally, of Allan Block wall systems, recognized for their industry leading Engineered Wall Solutions, Reading Rock is ready to assist with your residential garden wall or large commercial retaining wall.

As a family-owned company, Reading Rock will continue to be one of the leading forces in the paver and retaining wall industry. We began as a simple block manufacturer and now offer solutions and services through nine facilities across ten states. From the plant floor to the job site, we are committed to enhancing customer partnerships with a robust portfolio of paver and wall collections, industry leading services and tools, and a relentless commitment to continuous improvement.



## OUR STORY...

- 1947  
Company Founded
- 1975-1977  
Paver products launched as PaverLock
- 1988  
Allan Block wall systems license signed
- 1993  
2nd machine purchased for paver production
- 1999-2001  
RockCast Cast Stone launched and innovative production facility built
- 2009  
Recon wall systems launched
- 2016  
Reached Premiere status with Hearth & Home Technologies
- 2022  
Opened Champaign, IL plant to expand AB capacity
- 2022-2023  
PaverLock Elite introduced, state-of-the-art machine installed





Kelly and Gordy Rich

As a family-owned manufacturer and supplier of building materials for over 70 years, Reading Rock is excited to offer you a preview of our product solutions for your projects. With a focused Purpose: To help support and finance the initiatives of the International Rett Syndrome Foundation; and, grounded by our ROCKS Core Values, it is more than just our products; it is our people that differentiate Reading Rock from other suppliers.

From the plant floor to the job site, you and the products and services you have selected for your project are our top priority. Our dedication to service stems from our passion to provide the right products and services on time, everytime! At Reading Rock, we strive to exceed your expectations with our “yes we can” attitude — that’s when you’ll experience the Reading Rock difference.

We invite you to partner with us for your outdoor living solutions and look forward to helping you make your next project a success!

~ Gordy Rich, President

## READING ROCK’S PURPOSE

Our purpose is to help support and finance the initiatives of the International Rett Syndrome Foundation. From donating over two million dollars in funding, every one of our customers and every associate is contributing to help those who can’t help themselves.

Rett syndrome is a rare genetic neurological disorder that affects 1 in 10,000 females (and even more rarely in males) and begins to display itself in missed milestones or regression at 6-18 months. International Rett Syndrome Foundation's

mission is to accelerate full spectrum research to cure Rett syndrome and empower families with information, knowledge and connectivity.

For more information on Rett syndrome and the devastating impact it has on families, please visit [rettsyndrome.org](http://rettsyndrome.org).



## LIFETIME WARRANTY

Reading Rock, Inc. warrants its products to meet ASTM manufacturing guidelines and specifications provided the products have been installed, used, and maintained according to accepted ASTM masonry standards and as recommended by the manufacturer. (For complete warranty information, please see the Reading Rock, Inc. Terms and Conditions of Sale at [readingrock.com](http://readingrock.com)).

## CERTIFIED CONTRACTORS

Reading Rock’s certified installing contractors are among the best in the industry! Get your project started today by contacting one or several of our recommended certified installing contractors and select the one that best fits your outdoor living needs.

Contact an associate for a certified contractor near you.



## LEARN MORE ABOUT OUR PRODUCTS

<b>PAVING STONES</b> .....	<b>15</b>
ArchiLine Elite.....	16
ArchiSlab Elite.....	17
Pendleton Elite.....	18
Boardwalk Elite.....	19
Legacy Elite.....	20
Concourse Elite.....	21
Oxford Elite.....	22
Halfmark Elite.....	23
Cobble Elite.....	23
2cm Porcelain.....	24
Travertine.....	25
Oxford Tumbled.....	26
ColdStream.....	27
Urban Collection.....	29
Newport + Manhattan Collections.....	31
Malibu + Ozark + Lexington Collections.....	33
Plymouth + Jamestown Collections.....	34
HydraBric II + Turflock.....	35
Clay Pavers.....	36
<b>RETAINING WALLS</b> .....	<b>39</b>
AB Metropolitan Collection.....	41
AB Collection.....	43
AB Europa Collection.....	45
AB Fieldstone Collection.....	47
Rosetta Kodah.....	48
Rosetta Belvedere.....	49
Recon.....	50
AultWall.....	51

<b>SEATING WALLS</b> .....	<b>53</b>
Yukon Series.....	55
AB Courtyard Collection.....	57
Bedford Tumbled.....	59
<b>STEPS + CAPS</b> .....	<b>61</b>
Yukon Series + RockCast Chiseled Face.....	62
Yukon Garden Slabs.....	63
Rosetta Superior Stepper + Bullnose Options.....	64
RockCast Copings.....	65
<b>FIREPLACES</b> .....	<b>67</b>
Stone Age Manufacturing Fireplace Kits.....	69
Round Grove Products Fireplaces.....	70
Bedford Tumbled Fireplace Kits.....	71
<b>FIRE PITS</b> .....	<b>73</b>
Yukon Series Fire Pit Kit.....	74
AB Courtyard Collection Fire Pit.....	75
Bedford Tumbled Fire Pit Kits.....	76
Stone Age Manufacturing Fire Pit.....	77
Rosetta Kodah Fire Pit Kit.....	78
Rosetta Belvedere Fire Pit Kit.....	79
<b>STONE VENEERS</b> .....	<b>81</b>
<b>ACCESSORIES</b> .....	<b>85</b>
<b>CUSTOM SOLUTIONS</b> .....	<b>89</b>
<b>PATTERNS + SPECIFICATIONS</b> .....	<b>91</b>
Paver Patterns.....	92
Wall Patterns.....	95
Paver Specifications.....	96
Wall Specifications.....	98

The photos in this brochure are a close representation of our actual color. Due to photographic reproduction limitations, exact color fidelity is difficult to obtain. Actual samples should always be viewed before making a final decision.





*Engineered  
with Pride*

## WE'RE YOUR PRODUCT EXPERT

Reading Rock's hardscape products are manufactured in Cincinnati, Ohio and Champaign, Illinois following the highest standards for plant facilities, production and quality control procedures.

We have an extensive network of product experts that includes sales and distributor partners ready to assist with your next project.


Find a Reading Rock location or a distribution partner by visiting us at [readingrock.com](http://readingrock.com) or by contacting us at 800.482.6466.







Left: Pennsylvania Thermal Blue Porcelain Tile Pavers  
Right: Boardwalk Pavers with Oxford Non Tumbled Border




## patio /'padē'ō/

Patio comes from the Spanish word patio, meaning backyard or back garden. Traditionally, it is the open inner court of a Spanish home. In common usage, it is used to describe any outdoor living space often adjoining a residence, used for dining, entertaining or relaxation.








Left: Icon Travertine Pearl Porcelain Tile Pavers  
Middle Top: Boardwalk Pavers  
Middle Bottom: AB Courtyard Granite Fire Pit and Bar with RockCast Shadow Caps, Ozark Granite and Lexington Charcoal Pavers  
Right: AB Collection Hickory Blend Walls





Left: AB Courtyard Hickory Blend Wall and Fire Pit, Ozark Earth Pavers, RockCast Charlotte Tan Caps  
Right Top: AB Europa Stonecreek Wall and Caps  
Right Bottom: 24x24 Moonstone Porcelain Tile Pavers







## PAVING STONES

Building a gorgeous outdoor space for your family starts with sourcing the best materials. At Reading Rock, we manufacture PaverLock Elite pavers offering stunning color options and styles that are perfect for any size project on any budget. From concrete to clay pavers, we have the variety of paver colors and styles for any design.







# ArchiLine™ Elite



(H) 2 3/8" x (D) 5 5/8" x (L) 12"



(H) 2 3/8" x (D) 5 5/8" x (L) 16"



(H) 2 3/8" x (D) 5 5/8" x (L) 20"

ArchiLine Elite has a smooth texture.



MISTY GREY



SANDSTONE



SEA SHELL

Color swatches for representation using Pendleton Elite and Halfmark Elite.

Reading Rock recommends using a roller compactor on PaverLock Elite pavers.



# ArchiSlab™ Elite



ARCHISLAB  
(H) 2 3/8" x (D) 24" x (L) 24"



ARCHISLAB XL  
(H) 2 3/8" x (D) 24" x (L) 36"

ArchiSlab Elite has a smooth texture.



MISTY GREY



SANDSTONE



SEA SHELL

Color swatches for representation using Pendleton Elite and Halfmark Elite.

Reading Rock recommends using a roller compactor on PaverLock Elite pavers.






## Pendleton Elite



**SMALL SQUARE**  
(H) 2 3/8" x (D) 9 1/2" x (L) 9 1/2"



**SMALL RECTANGLE**  
(H) 2 3/8" x (D) 4 3/4" x (L) 9 1/2"



**LARGE RECTANGLE**  
(H) 2 3/8" x (D) 9 1/2" x (L) 14 7/20"

*Pendleton Elite has a slate texture.*



BUCKHORN



CRIMSON



MESQUITE



MIDNIGHT SKY



PIKE PLACE



SANDY OAK

*Reading Rock recommends using a roller compactor on PaverLock Elite pavers.*



## Boardwalk Elite



**6 x 18**  
(H) 2 3/8" x (D) 6" x (L) 18"



**18 x 18**  
(H) 2 3/8" x (D) 18" x (L) 18"



**12 x 12**  
(H) 2 3/8" x (D) 12" x (L) 12"



**18 x 24**  
(H) 2 3/8" x (D) 18" x (L) 24"

*Boardwalk Elite has a slate texture.*



BUCKHORN



MESQUITE



PIKE PLACE




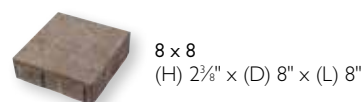
SANDSTONE

*Reading Rock recommends using a roller compactor on PaverLock Elite pavers.*





## Legacy Elite



Legacy Elite has a smooth texture.



BUCKHORN



MISTY GREY



PIKE PLACE




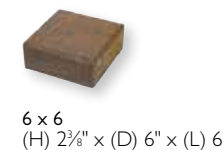
SEA SHELL

Color swatches for representation using Pendleton Elite and Halfmark Elite.

Reading Rock recommends using a roller compactor on PaverLock Elite pavers.



## Concourse™ Elite




Concourse Elite has a smooth texture.




CRIMSON



MESQUITE



MIDNIGHT SKY




SANDSTONE



SANDY OAK

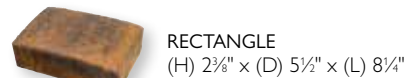
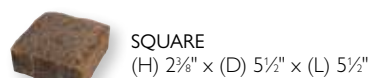
Color swatches for representation using Pendleton Elite. Reading Rock recommends using a roller compactor on PaverLock Elite pavers.







# Oxford Elite



Oxford Elite has a smooth texture.



BUCKHORN CRIMSON COAL



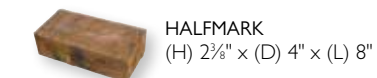
MESQUITE MIDNIGHT SKY PIKE PLACE

Color swatches for representation using Pendleton Elite and Halfmark Elite.

Reading Rock recommends using a roller compactor on all PaverLock Elite pavers.



# Halfmark™ Elite




BURNT RED CHOCOLATE COAL HAZELNUT



IRON MESQUITE\* PEARL

\*Color swatch for representation using Pendleton Elite.

# Cobble Elite



Cobble Elite has a random surface texture.

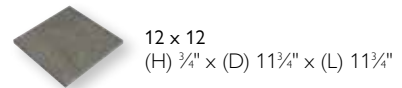


BURNT RED COAL

Color swatches for representation using Halfmark Elite.



# 2cm Porcelain



12 x 12  
(H) 3/4" x (D) 11 1/4" x (L) 11 1/4"




12 x 24  
(H) 3/4" x (D) 11 1/4" x (L) 23 1/2"



24 x 24  
(H) 3/4" x (D) 23 1/2" x (L) 23 1/2"



PENNSYLVANIA FULL COLOR CLEFT PATTERN\*




ANDES SILVER\*



CREAMSTONE+



MOONSTONE+



TIVOLI'S WALNUT\*

\* Stocked in 12 x 12, 12 x 24 and 24 x 24 + Stocked in 24 x 24

Full Bullnose Coping (H) 3/4" x (D) 11 1/4" x (L) 23 1/2" stock item in Pennsylvania Full Color Cleft Pattern, Andes Silver, Tivoli's Walnut. Additional colors available as special order. See associate for details.



# Travertine

## VERSAILLES PATTERN

(H) 1 1/4" x (D) 8" x (L) 8"

(H) 1 1/4" x (D) 8" x (L) 16"

(H) 1 1/4" x (D) 16" x (L) 16"

(H) 1 1/4" x (D) 16" x (L) 24"


Versailles pattern is sold in full pallets (160 sq. ft.) and in packs (8 sq. ft.).

## EDGING

(H) 1 1/4" x (D) 8" x (L) 8"

## COPING

(H) 2" x (D) 12" x (L) 24" (STOCK ITEM)



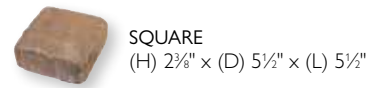
BEIGE



SILVER



# Oxford Tumbled



**SQUARE**  
(H) 2 3/8" x (D) 5 1/2" x (L) 5 1/2"



**RECTANGLE**  
(H) 2 3/8" x (D) 5 1/2" x (L) 8 1/4"



HAMPTON BLEND



OTTAWA CREEK 2



PEWTER



# ColdStream™



**SQUARE**  
(H) 2 3/8" x (D) 5 1/2" x (L) 5 1/2"



**JUMBO**  
(H) 2 3/8" x (D) 8 1/4" x (L) 8 1/4"



**RECTANGLE**  
(H) 2 3/8" x (D) 5 1/2" x (L) 8 1/4"



**TITAN**  
(H) 2 3/8" x (D) 8 1/4" x (L) 11"


*ColdStream has a slate texture.*



CLOUD







## Urban Collection

### DESIGN FLEXIBILITY

With the Urban Collection we have the manufacturing capabilities to produce customized paver sizes based on your design whether it be a plank, slab or a unique paver design specific for your project. For simplicity, we offer a collection of standard colors and sizes. But don't let your artistic talents stop there. Our manufacturing professionals have the knowledge and experience to customize a color or shape to bring your artistic visions to reality making the right products for your project.

#### STANDARD SIZES

- (H) 3" x (D) 6" x (L) 12"
- (H) 3" x (D) 6" x (L) 24"
- (H) 3" x (D) 12" x (L) 12"
- (H) 3" x (D) 12" x (L) 24"
- (H) 3" x (D) 18" x (L) 18"
- (H) 3" x (D) 24" x (L) 24"
- (H) 3" x (D) 24" x (L) 36"

#### STANDARD COLOR OFFERING



LIGHT GREY



MEDIUM GREY



CHARCOAL

*Special order item.*





Manhattan Earth, Plymouth Dark Chocolate Accent Pavers, Allan Block Courtyard Seat Wall and Bedford Tumbled Fire Pit Hickory Blend, Bullnose Cream Wall Cap, RockCast Charlotte Tan Post Caps

## Newport® Collection



**SMALL RECTANGLE**  
(H) 2½" x (D) 11¼" x (L) 17¼"



**SQUARE**  
(H) 2½" x (D) 11¼" x (L) 11¼"



**LARGE RECTANGLE**  
(H) 2½" x (D) 11¼" x (L) 23½"

*Newport has a micro-beveled edge.*  
Available in the following colors:  
Driftwood, Granite, Storm



DRIFTWOOD




GRANITE

## Manhattan® Collection



**SMALL RECTANGLE**  
(H) 2½" x (D) 7½" x (L) 14½"



**SQUARE**  
(H) 2½" x (D) 14½" x (L) 14½"



**LARGE RECTANGLE**  
(H) 2½" x (D) 14½" x (L) 21½"

*Manhattan has a smooth texture.*  
Available in the following colors:  
Driftwood, Earth, Flagstone, Granite, Storm



EARTH



STORM



FLAGSTONE

*Color swatches for representation using Lexington 21.*

Reading Rock recommends using a roller compactor on Americana Collection pavers.






Malibu Driftwood with Lexington Charcoal border

## Malibu® Collection



**SMALL RECTANGLE**  
(H) 2 3/8" x (D) 4 1/4" x (L) 9 3/8"



**SQUARE**  
(H) 2 3/8" x (D) 9 3/8" x (L) 9 3/8"



**LARGE RECTANGLE**  
(H) 2 3/8" x (D) 9 3/8" x (L) 14 1/8"

*Malibu has a slate texture.*

Available in the following colors:  
Canyon Creek, Driftwood, Earth,  
Flagstone, Granite, Storm



CANYON CREEK




CHARCOAL


## Ozark® Collection



**SMALL RECTANGLE**  
(H) 2 3/8" x (D) 7 1/8" x (L) 14 1/8"



**SQUARE**  
(H) 2 3/8" x (D) 14 1/8" x (L) 14 1/8"



**LARGE RECTANGLE**  
(H) 2 3/8" x (D) 14 1/8" x (L) 21 1/8"

*Ozark has a slate texture.*

Available in the following colors:  
Driftwood, Earth,  
Flagstone, Granite, Storm



DRIFTWOOD



EARTH



FLAGSTONE



GRANITE

## Lexington® Collection



**LEXINGTON 14**  
(H) 2 3/8" x (D) 5 1/2" x (L) 5 1/2"



**LEXINGTON 21**  
(H) 2 3/8" x (D) 5 1/2" x (L) 8 1/4"

*Lexington has a cobblestone texture.*

Available in the following colors:  
Canyon Creek, Driftwood,  
Earth, Flagstone, Granite, Storm,  
Charcoal (Lexington 21)



STORM

*Color swatches for representation using Lexington 21.*

Reading Rock recommends using a roller compactor on Americana Collection pavers.



**AMERICANA**  
COLLECTION



## Plymouth® Collection



PLYMOUTH  
(H) 2 3/8" x (D) 4" x (L) 8"



CHARCOAL



CREAM

Reading Rock recommends using a roller compactor on Americana Collection pavers.

Plymouth Cream Border with Ozark Storm



## HydraBric® II (Permeable)



HYDRABRIC II  
(H) 3 1/8" x (D) 3 1/4" x (L) 8"

HydraBric II is stocked in Granite.  
Additional colors available as special order.



GRANITE



## Jamestown® Collection




JAMESTOWN SMOOTH  
(H) 2 1/8" x (D) 2 5/8" x (L) 7 7/8"



CHARCOAL

Reading Rock recommends using a roller compactor on Americana Collection pavers.

Jamestown Charcoal, Rosetta Kodah Wall Cuyahoga Blend Fire Pit



## Turflock™ (Permeable)



TURFLOCK  
(H) 3 1/8" x (D) 15 1/4" x (L) 23 3/8"





## Clay Pavers

Clay pavers offer unique colors and shapes that often complement the concrete products we produce at Reading Rock. We offer the best clay pavers available to the market; Endicott, Glen-Gery, Whitacre Greer and Bowerston.

See an associate for clay paver styles and colors available in your market and let us help you find the perfect match for your project.



*Family memories  
begin here...*





## RETAINING WALLS

As the perfect blend of performance and style, retaining walls allow you to extend your home's outdoor living footprint. Gain more outdoor living space to socialize with family and friends while connecting with nature to improve your quality of life and overall wellbeing. Our team of experts and design tools provide the technical knowledge ensuring your wall will be both beautiful and long lasting.







## AB Metropolitan™ Collection

### MODERNIZED STYLE

AB Metropolitan Collection brings a modern and contemporary style to your project with an aesthetically pleasing smooth, beveled-face. Design your retaining wall to impress while enjoying the ease experienced when installing any Allan Block wall collection.



AB METRO CLASSIC  
(H) 7<sup>7</sup>/<sub>8</sub>" x (D) 11<sup>1</sup>/<sub>8</sub>" x (L) 17<sup>7</sup>/<sub>8</sub>"



AB METRO CORNER  
(H) 7<sup>7</sup>/<sub>8</sub>" x (D) 7<sup>1</sup>/<sub>4</sub>" x (L) 15<sup>7</sup>/<sub>8</sub>"



AB METRO CAP  
(H) 3<sup>3</sup>/<sub>8</sub>" x (D) 11<sup>7</sup>/<sub>8</sub>" x (L) 17<sup>7</sup>/<sub>8</sub>"



SLATE GREY

*Reading Rock recommends product to be cleaned after installation.*





## AB® Collection



AB CLASSIC  
(H) 7<sup>7/8</sup>" x (D) 11<sup>1/8</sup>" x (L) 17<sup>3/8</sup>"



AB JUMBO JR.  
(H) 7<sup>7/8</sup>" x (D) 9<sup>1/2</sup>" x (L) 8<sup>3/8</sup>"



AB JUNIOR LITE  
(H) 3<sup>1/2</sup>" x (D) 9<sup>1/2</sup>" x (L) 8<sup>3/4</sup>"



AB CLASSIC CORNER  
(H) 7<sup>7/8</sup>" x (D) 7<sup>13/16</sup>" x (L) 15<sup>5/8</sup>"



AB LITE STONE  
(H) 3<sup>1/2</sup>" x (D) 10<sup>1/2</sup>" x (L) 17<sup>3/8</sup>"



AB CLASSIC CAP  
(H) 3<sup>3/8</sup>" x (D) 11<sup>1/8</sup>" x (L) 17<sup>3/8</sup>"



GRANITE



HICKORY BLEND



MARLED BUFF



NATURAL



STONECREEK

Granite + Hickory Blend available in all sizes. Please see page 98 for more details.  
Colors may vary slightly from region to region based on manufacturing facilities.





## AB Europa® Collection



AB DOVER  
(H) 7<sup>5</sup>/<sub>8</sub>" x (D) 10<sup>1</sup>/<sub>2</sub>" x (L) 17<sup>5</sup>/<sub>8</sub>"



AB PALERMO  
(H) 7<sup>1</sup>/<sub>4</sub>" x (D) 9<sup>1</sup>/<sub>2</sub>" x (L) 8<sup>3</sup>/<sub>4</sub>"



AB BORDEAUX  
(H) 3<sup>1</sup>/<sub>2</sub>" x (D) 10<sup>1</sup>/<sub>2</sub>" x (L) 8<sup>3</sup>/<sub>4</sub>"



AB EUROPA CORNER  
(H) 7<sup>5</sup>/<sub>8</sub>" x (D) 7<sup>3</sup>/<sub>4</sub>" x (L) 15<sup>5</sup>/<sub>8</sub>"



AB BARCELONA  
(H) 3<sup>1</sup>/<sub>2</sub>" x (D) 10<sup>1</sup>/<sub>2</sub>" x (L) 17<sup>5</sup>/<sub>8</sub>"



AB EUROPA CAP  
(H) 3<sup>5</sup>/<sub>8</sub>" x (D) 11<sup>1</sup>/<sub>4</sub>" x (L) 17<sup>5</sup>/<sub>8</sub>"



STONECREEK





# AB Fieldstone Collection®



**812 SIERRA FACING UNIT**  
(H) 8" x (D) 13" x (L) 12" (with SAU)  
(H) 8" x (D) 23" x (L) 12" (with LAU)



**824 SIERRA FACING UNIT**  
(H) 8" x (D) 13" x (L) 24" (with SAU)  
(H) 8" x (D) 23" x (L) 24" (with LAU)

SAU=Short Anchoring Unit  
LAU=Long Anchoring Unit



**SIERRA CAP**  
(H) 3½" x (D) 11½" x (L) 17½" (Front)  
(H) 3½" x (D) 11½" x (L) 14½" (Back)



STONECREEK

*Note: Unit 824 has two face designs. Both are packaged on same pallet.*



## Rosetta® Kodah



ROSETTA KODAH WALL CORNER  
(H) 6" x (D) 10½" x (L) 21"

ROSETTA KODAH WALL  
(H) 6" x (D) 10½" x (L) 12"    (H) 6" x (D) 10½" x (L) 30"  
(H) 6" x (D) 10½" x (L) 21"    (H) 6" x (D) 10½" x (L) 42"



CUYAHOGA BLEND



SCIOTO BLEND

All sizes packaged on one pallet. Sold in full layers (7 sq. ft.).



## Rosetta Belvedere®



ROSETTA BELVEDERE  
Various sized wall units packaged on one pallet. Sold in full pallets (27 sq. ft.).

ROSETTA BELVEDERE CORNER  
Various sized corner units packaged on one pallet. Sold in full pallets (24 sq. ft.).

ROSETTA BELVEDERE COPING AND POST CAP AVAILABLE.  
Please see page 99 for full details on this product.



CUYAHOGA BLEND



SCIOTO BLEND



# Recon



NORTH SHORE GRANITE\*




OLD WORLD



RUSTIC



WEATHERED EDGE



NORTH SHORE GRANITE NATURAL\*



RUSTIC NATURAL



OLD WORLD NATURAL



WEATHERED EDGE WHEAT

Various sizes available and made to order for projects. Each unit covers 5.33 sq. ft.  
Please see associate for lead times and details.  
\*Stocked item.

Recon North Shore Granite Natural



# AultWall®



STANDARD  
(H) 4" x (D) 8" x (L) 12"



MARBLED BUFF



OVERSIZE BEVELED FACE  
(H) 6" x (D) 11 3/4" x (L) 16 1/2"



NATURAL



OVERSIZE STRAIGHT FACE  
(H) 6" x (D) 11 3/4" x (L) 16 1/2"



HICKORY BLEND



OVERSIZE ANGLED CAP\*  
(H) 3" x (D) 10 3/4" x (L) 17 3/8" (front)  
(H) 3" x (D) 10 3/4" x (L) 13 1/4" (back)

\*Oversize Angled Cap available in Natural + Hickory Blend.

AultWall Standard Marbled Buff





## SEATING WALLS

Further define your patio while providing your guests a convenient place to sit and relax with a seat wall element. Seat walls are an important detail for outdoor gathering spaces making them more functional and enjoyed to the fullest.







## Yukon Series



**YUKON WALL UNIT**  
 (H) 6" x (D) 10" x (L) 12"  
 (H) 6" x (D) 10" x (L) 16"  
 (H) 6" x (D) 10" x (L) 22"  
 (H) 6" x (D) 10" x (L) 32"  
 (H) 6" x (D) 10" x (L) 38"




**YUKON WALL CAP**  
 (H) 3" x (D) 14" x (L) 38"



**YUKON COLUMN CAP**  
 (H) 3" x (D) 30" x (L) 30"



GRAPHITE



CHARCOAL  
 (CAPS ONLY)





## AB Courtyard Collection®



**AB YORK**  
(H) 6" x (D) 7" x (L) 9" (front)  
(H) 6" x (D) 7" x (L) 7½" (back)



**AB COURTYARD CORNER**  
(H) 6" x (D) 7" x (L) 15½" (front)  
(H) 6" x (D) 7" x (L) 15" (back)



**AB DUBLIN**  
(H) 6" x (D) 7" x (L) 16½"



**AB COURTYARD WALL CAP\***  
(H) 3½" x (D) 10" x (L) 9¼" (front)  
(H) 3½" x (D) 10" x (L) 7" (back)




GRANITE



HICKORY BLEND



STONECREEK



CHARCOAL  
(CAPS ONLY)

\*1 cap in every 4 units on a pallet is a wall end cap.





## Bedford Tumbled™



**STANDARD**  
(H) 3 15/16" x (D) 7 7/8" x (L) 11 13/16"



**RADIUS**  
(H) 3 15/16" x (D) 7 7/8" x (L) 9 1/8" (front)  
(H) 3 15/16" x (D) 7 7/8" x (L) 6 5/8" (back)



GRANITE



HICKORY BLEND



RUSTIC ROCK

*Granite + Hickory Blend available in fire pit kits.*

*More entertaining space,  
less yard work*





## STEPS + CAPS

Connect differing levels or provide a beautiful path to your outdoor oasis with any of our many step treads and stepping stone options. Considered the finishing touch it's amazing how a column or wall cap will enhance your outdoor living space. We have multiple cap styles and color options available that will make your design dynamic.





# Yukon Series



YUKON DIMENSIONAL STEP TREAD  
(H) 6" x (D) 20" x (L) 36"  
(H) 6" x (D) 20" x (L) 48"  
(H) 6" x (D) 20" x (L) 60"




YUKON IRREGULAR STEP TREAD  
(H) 6" x (D) 30" x (L) 48"

*\*Irregular Step Tread + Dimensional Step Tread 48".*



GRAPHITE



NATURAL\*

Yukon Irregular Step Treads Natural



# RockCast® Chiseled Face



CHISELED FACE STEP TREAD  
(H) 6" x (D) 20" x (L) 36"



CHARLOTTE TAN

RockCast Chiseled Face Step Treads Charlotte Tan



# Yukon Garden Slabs



YUKON GARDEN SLAB - IRREGULAR  
4 unique shapes and textures packaged together on pallet.



YUKON GARDEN SLAB - RECTANGULAR  
(H) 2" X (D) 17 1/2" X (L) 29"



GRAPHITE

*Sold by the each.*

Yukon Garden Slabs Graphite



# Rosetta Superior Stepper



ROSETTA SUPERIOR STEPPER



CUYAHOGA BLEND



SCIOTO BLEND

Sold by the each.

Rosetta Superior Stepper Cuyahoga Blend



# Bullnose Options



SINGLE BULLNOSE PAVER  
(H) 2 3/4" x (D) 6" x (L) 12"



CHARCOAL



CREAM



VINTAGE DOUBLE BULLNOSE PAVER  
(H) 2 3/4" x (D) 6" x (L) 12"

Single Bullnose pavers have a single sided bullnose and can be used either as a step tread or pool coping.

Top: Single Bullnose Paver Charcoal  
Bottom: Vintage Double Bullnose Paver Charcoal



# RockCast® Copings



WALL CAP  
(H) 2 1/4" x (D) 12" x (L) 32"



WALL CAP RADIUS  
(H) 2 1/4" x (D) 12" x (L) 9 5/16" (front)  
(H) 2 1/4" x (D) 12" x (L) 7 1/16" (back)



WALL CAP END  
(H) 2 1/4" x (D) 12" x (L) 32"



FIRE PIT CAP  
(H) 2 1/4"  
30" radius  
42" radius  
(H) 3"  
38" radius




FLAT POST CAP  
(H) 2 1/4" x (D) 24" x (L) 24"  
(H) 2 1/4" x (D) 26" x (L) 26"

Any sized Radius Caps are available as special order.



CHARLOTTE TAN



SHADOW



RockCast Charlotte Tan Wall and Post Caps, AB Courtyard Hickory Blend Seat Wall and Posts, Boardwalk Pavers





## FIREPLACES

The ambiance of a fireplace sets the stage for memorable moments so why not have one in your outdoor living room. A fireplace will extend the season to enjoy your patio and create a welcoming space to relax and enjoy the cool fresh air.



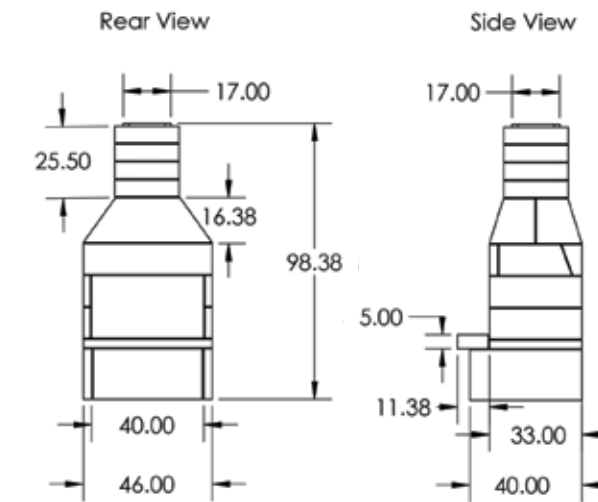




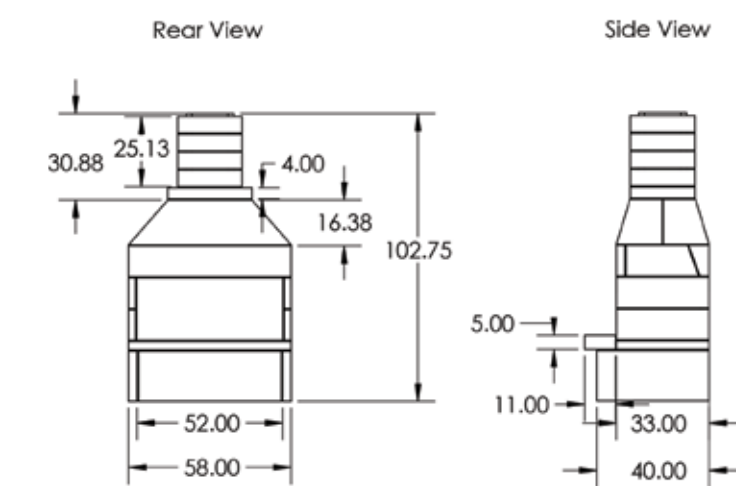
## Stone Age Manufacturing Fireplace Kits

STONE AGE KIT MODEL	Overall Height	Overall Depth	Overall Width	Firebox Opening Height	Smoke Chamber Height	Overall Weight	Surface Space for Finish Veneer (Veneer sold separately)
SA36 ARCHED FRONT FIREPLACE KIT	98.38"	44"	46"	28"	24"	2,800 lbs.	100 sq. ft. 32 ln. ft. corners
SA48 ARCHED FRONT FIREPLACE KIT	102.75"	44"	58"	28"	24"	3,100 lbs.	125 sq. ft. 32 ln. ft. corners
OPTIONAL: ARCHED OPENING WOOD STORAGE BOXES	36"	33"	36"	N/A	N/A	585 lbs.	29 sq. ft. 12 ln. ft. corners

SA36 KIT



SA48 KIT



Other fireplace kits and RockCast hearth caps available, see associate for details. See page 83 for stone veneer options.



# Round Grove Products Fireplaces

- Pre-assembled and ready to finish units offer instant installation.
- See below for stone veneer and hearth finishing options (sold separately).
- Heavy duty steel construction with glass-fiber reinforced sheathing and factory-applied scratch-coat on all sides.
- Pre-Installed firebrick and chamber providing a good aesthetic.
- Chimney cap included in kit.
- Suitable for use with vented gas log systems.

ROUND GROVE FIREPLACE KIT MODEL	Overall Height	Overall Depth	Overall Width	Firebox Opening	Smoke Chamber Height	Overall Weight	Surface Space for Finish + Hearth Veneer (Sold separately from kit.)
FP1400 POCO FIREPLACE	88"	30"	48"	32" (W) X 21" (H)	21"	1,000 lbs.	90 sq. ft. 30 in. ft. corners Hearth Material: an additional 2 sq. ft.
FP1600 MEZZO FIREPLACE	104"	30"	55"	40" (W) X 24" (H)	24"	1,180 lbs.	100 sq. ft. 32 in. ft. corners Hearth Material: an additional 2 sq. ft.
OPTIONAL: WB30 30" WOOD BOX	36"	30"	30"	N/A	N/A	300 lbs.	10 sq. ft. 12 in. ft. corners

Other fireplace kits and RockCast hearth caps available, see associate for details. See page 83 for stone veneer options.

Round Grove FP1600 Mezzo with Wood Boxes finished with Natural Kentucky Fieldstone



# Bedford Tumbled™ Fireplace Kits

**FIREPLACE SENIOR KIT**  
8' (H) x 5' (D) x 10' (L) FINISHED DIMENSIONS (Nominal)  
23" (H) x 24" (L) OPENING (Nominal)

**FIREPLACE JUNIOR KIT**  
8.7' (H) x 4' (D) x 4' (L) FINISHED DIMENSIONS (Nominal)  
23" (H) x 24" (L) OPENING (Nominal)

*Special order item.*

**BEDFORD TUMBLED FIREPLACE KITS**  
INCLUDE THE FOLLOWING (Appropriate for fireplace size):

- Bedford Tumbled Units
- Lintel
- Shims
- Clay Flu
- Heat Resistant Cement
- How-To Instructions
- Firebrick
- Hollow Core & Solid Block
- Slate Paving Stone
- Adhesive
- Chimney Cap



GRANITE



HICKORY BLEND



RUSTIC ROCK

Top: Bedford Tumbled Fireplace Senior  
Bottom: Bedford Tumbled Fireplace Junior





## FIRE PIT

Embrace your inner child and unpack the s'more sticks for fun times with the kiddos. With the warmth from a fire pit you have the luxury to warm your toes or your marshmallows and enjoy a quiet relaxing evening on your patio. Our fire pit options allow you to choose the right size and shape to create the perfect fire pit for your patio space.





## Yukon Series Fire Pit Kit

28 1/16" INSIDE DIMENSION  
 48 1/16" OUTSIDE DIMENSION (51" OUTSIDE EDGE OF CAP)  
 15" TALL

YUKON FIRE PIT KITS INCLUDE THE FOLLOWING:

- 8 - 16" YUKON WALL UNITS (4 PER COURSE)
- 8 - 22" YUKON WALL UNITS (4 PER COURSE)
- 4 - YUKON FIRE PIT CAPS (CHARCOAL ONLY)
- 1 - STEEL INSERT

Adhesive sold separately.

Gas or wood burning solutions.

Yukon Series units should be protected from direct wood burning solutions.

Firegear Outdoors gas burners available. See associate for details.



GRAPHITE



CHARCOAL (CAPS ONLY)



Yukon Series Fire Pit with Firegear Outdoors Gas Burner



AB Courtyard Hickory Blend Fire Pit with RockCast Charlotte Tan Caps

## AB Courtyard Collection® Fire Pit

Customize your AB Courtyard York blocks to easily make round or square fire pit options.  
 Optional RockCast caps available and recommended for gas fire pits only.  
 Firegear Outdoors gas burners available. See associate for details.



STONECREEK



GRANITE



HICKORY BLEND



## Bedford Tumbled™ Fire Pit Kits

<b>30" FIRE PIT</b> 30" INSIDE DIAMETER 46" OUTSIDE DIAMETER 16" TALL	<b>42" FIRE PIT</b> 42" INSIDE DIAMETER 58" OUTSIDE DIAMETER 16" TALL
--	--

**BEDFORD TUMBLED FIRE PIT KITS INCLUDE THE FOLLOWING**  
(Appropriate for fire pit size):

- BEDFORD TUMBLED RADIUS UNITS
- GALVANIZED STEEL RING

Optional RockCast caps available and recommended for gas fire pits only.  
Firegear Outdoors gas burners available. See associate for details.



GRANITE



HICKORY BLEND



Bedford Tumbled Radius Rustic Rock (Special Order), Oxford Pavers



Stone Age Fire Pit finished with StoneCraft Laurel Cavern Ledge Chardonnay Stone Veneer, RockCast Caps

## Stone Age Manufacturing Fire Pit

42" INSIDE DIAMETER  
48" OUTSIDE DIAMETER  
18" TALL

Stone Age fire pits can be used as gas or wood.  
Requires 25 square feet of veneer, sold separately. See page 83 for stone veneer options.  
Firebrick is not required; however, if desired, will need 90 pieces.  
9" wide, 3" thick RockCast caps are available and are recommended for gas burning only.  
Firegear Outdoors gas burners available. See associate for details.



## Rosetta® Kodah Fire Pit Kit

30" INSIDE  
51" OUTSIDE  
12" TALL

ROSETTA KODAH FIRE PIT KITS INCLUDE THE FOLLOWING:

- KODAH UNITS
- 2 - 10 OZ. TUBES OF ADHESIVE
- STEEL LINER

Firegear Outdoors gas burners available. See associate for details.



CUYAHOGA BLEND



SCIOTO BLEND



Rosetta Kodah Scioto Blend Fire Pit



Rosetta Belvedere Cuyahoga Blend Fire Pit

## Rosetta Belvedere® Fire Pit Kit

38" INSIDE  
58" OUTSIDE  
14" TALL

ROSETTA BELVEDERE FIRE PIT KITS INCLUDE THE FOLLOWING:

- BELVEDERE UNITS AND COPING
- 3 - 10 OZ. TUBES OF ADHESIVE
- STEEL LINER

Firegear Outdoors gas burners available. See associate for details.



CUYAHOGA BLEND



SCIOTO BLEND





# STONE VENEERS

For a historically proven design aesthetic, enhance your backyard space with manufactured stone veneer. Manufactured stone veneer will add a natural element and elegance to your design as a finish on your fireplace, firepit, seat wall or barbeque surround.







Bar finished with ProVia Terra Cut Slate Stone Veneer, RockCast Shadow Custom Foot Rest, Pennsylvania Full Color Cleft Pattern Porcelain Pavers

We offer a variety of thin stone veneer styles and colors. This page shows the collections that are readily available and in stock. See an associate for additional styles and colors available as special order.

STONECRAFT STONE VENEER



HERITAGE HAMILTON



HERITAGE PENNSYLVANIA




LEDGESTONE HAMILTON



LEDGESTONE KINGSFORD GREY



LEDGESTONE PENNSYLVANIA



LAUREL CAVERN LEDGE ASHER



LAUREL CAVERN LEDGE PENNSYLVANIA

TOP TIER STONE VENEER (NATURAL STONE)



CAMEL BUFF



KENTUCKY FIELDSTONE



CANYON GREY

PROVIA STONE VENEER



TERRA CUT RUSSET



TERRA CUT SLATE



TERRA CUT SUMMIT

PROVIA HEARTH STONES



BROWN



BUFF



GRAY





## ACCESSORIES

At Reading Rock, we offer a variety of accessory items to help complete your project. From polymeric sand to geogrid reinforcement you can rest assured we have the best accessories to support your project.





**EDGING**

Secure the edges of your paver project with edging available in rigid & flexible plastic or a fiber reinforced concrete restraint.



**HEARTH ACCESSORIES**

Firegear Outdoors 30" and 42" round gas burner kit inserts to upgrade your fire pit.

Firegear Outdoors jewelry available from lava rocks to broken glass adding flare to your fire.



**POLYMERIC SANDS**

Polymeric sands help stabilize and protect the joints of your paver projects. 50 lbs. bags available.



**SEALERS + STRIPPERS**

For protection and/or to enhance your paver surfaces. When needed, SEK provides a ready-to-use and fast acting stripper.



**SEK PAVER JOINT SAND**


For those jobs not utilizing polymeric sand this is a specific gradation to help stabilize the joint of your pavers. 50 lbs. bags available.



**GEOGRID + FABRIC**

Regardless of wall height, we have geogrid to help you build walls with limitless height.

- AB Grid
- Strata Grid
- Alliance Gator
- Fabric 4.4



**WALL DRAIN PRO®**

Easily vent the drain pipes from behind your retaining wall.



**SLEEVE-IT®**

For installing fence and/or railing posts behind your retaining wall.








# CUSTOM SOLUTIONS

With over 70 years of manufacturing experience, we understand the uniqueness of every site. Our custom site solutions allow you to create the exact look and feel you envision. From simple parking curbs and stanchions to custom architectural furnishings, Reading Rock is here to provide the perfect products for every application.

Left: PreCast Columns  
Bottom: PreCast Benches







## PATTERNS + SPECIFICATIONS


You've dreamed and envisioned your outdoor living space now is the time to get further into the details of the design. Our paver and wall styles offer several pattern options to choose from. The following pages will assist you in this task along with the product's specifications that identifies color and packaging details to ensure your project is a success.








COLDSTREAM, LEXINGTON + OXFORD

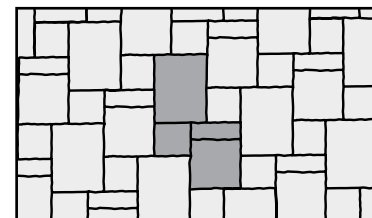


**MUSTER D**  
RECTANGLE = 60%  
SQUARE = 40%

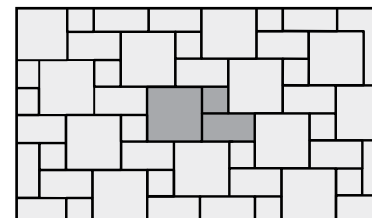


**MUSTER K**  
RECTANGLE = 70%  
SQUARE = 30%

BOARDWALK




CONCOURSE





**PATTERN 57**  
24" x 24" = 57% (12" x 12" CONCOURSE)  
12" x 24" = 29% (6" x 12" CONCOURSE)  
12" x 12" = 14% (6" x 6" CONCOURSE)

LEGACY + TRAVERTINE




**VERSAILLES**

MALIBU

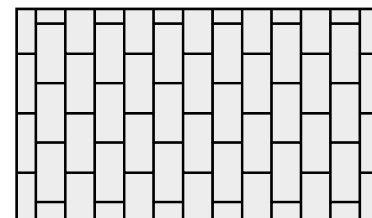


**MUSTER P\***  
JUMBO = 39.1%  
RECTANGLE = 26.1%  
SQUARE = 34.8%




**MUSTER R\***  
JUMBO = 42.9%  
RECTANGLE = 57.1%

COBBLE, HALFMARK, JAMESTOWN, PLYMOUTH + CLAY

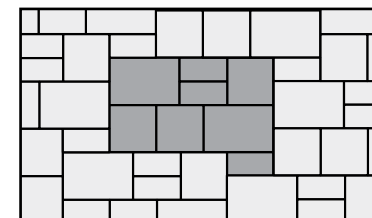


**RUNNING BOND**  
Can be used with any rectangle.





**90° HERRINGBONE**  
Can be used with any rectangle.


MANHATTAN + OZARK




PENDLETON



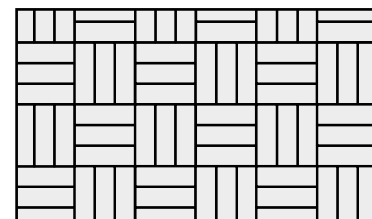
**MUSTER S\***  
TITAN = 38.7%  
JUMBO = 29.0%  
RECTANGLE = 19.4%  
SQUARE = 12.9%



**MUSTER T\***  
TITAN = 54.5%  
RECTANGLE = 27.2%  
SQUARE = 18.3%

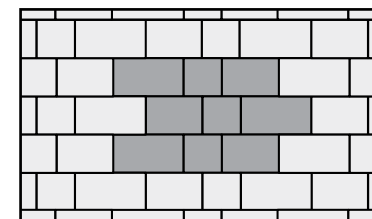


**BASKET WEAVE (2 pcs)**




**BASKET WEAVE (3 pcs)**

NEWPORT



**PATTERN A**



**PATTERN B**

\*ColdStream only.

Ozark Storm Pavers with Plymouth Charcoal border, Custom-Built walls finished with StoneCraft Pennsylvania LedgeStone Stone Veneer and RockCast Shadow Caps



ALLAN BLOCK RETAINING WALL COLLECTIONS



	AB COLLECTION	AB EUROPA
<p>PATTERNS ARE 10 FT. SECTIONS</p> <p>8" 1 COURSE</p>	<ul style="list-style-type: none"> <li>2 AB CLASSIC</li> <li>2 AB JUMBO JUNIOR</li> <li>6 AB LITE STONE</li> <li>4 AB JUNIOR LITE</li> </ul>	<ul style="list-style-type: none"> <li>2 AB DOVER</li> <li>2 AB PALERMO</li> <li>6 AB BARCELONA</li> <li>4 AB BORDEAUX</li> </ul>
<p>16" 2 COURSE</p>	<ul style="list-style-type: none"> <li>6 AB CLASSIC</li> <li>4 AB JUMBO JUNIOR</li> <li>8 AB LITE STONE</li> <li>8 AB JUNIOR LITE</li> </ul>	<ul style="list-style-type: none"> <li>6 AB DOVER</li> <li>4 AB PALERMO</li> <li>8 AB BARCELONA</li> <li>8 AB BORDEAUX</li> </ul>
<p>16" 2 COURSE LITE</p>	<ul style="list-style-type: none"> <li>7 AB JUMBO JUNIOR</li> <li>15 AB LITE STONE</li> <li>12 AB JUNIOR LITE</li> </ul>	<ul style="list-style-type: none"> <li>7 AB PALERMO</li> <li>15 AB BARCELONA</li> <li>12 AB BORDEAUX</li> </ul>
<p>24" 3 COURSE</p>	<ul style="list-style-type: none"> <li>10 AB CLASSIC</li> <li>10 AB JUMBO JUNIOR</li> <li>10 AB LITE STONE</li> <li>4 AB JUNIOR LITE</li> </ul>	<ul style="list-style-type: none"> <li>10 AB DOVER</li> <li>10 AB PALERMO</li> <li>10 AB BARCELONA</li> <li>4 AB BORDEAUX</li> </ul>
<p>24" 3 COURSE LITE</p>	<ul style="list-style-type: none"> <li>14 AB JUMBO JUNIOR</li> <li>19 AB LITE STONE</li> <li>18 AB JUNIOR LITE</li> </ul>	<ul style="list-style-type: none"> <li>14 AB PALERMO</li> <li>19 AB BARCELONA</li> <li>18 AB BORDEAUX</li> </ul>

Note: A base course of full size blocks (AB Classic or AB Dover) needs to be included. For each 10 ft. (3.0 m) of wall length you will need 7 full size blocks. For 10 ft. (3.0 m) of wall length for AB Capstones, you will need 7 AB Caps.



PAVING STONES	Product	Dimensions* (D x L x H)	Pieces / Sq. Ft. per Layer / Pallet	Pieces / Layers / Sq. Ft. Per Pallet	Weight per Pallet	Stock Colors
2CM TILE p 24	12" x 12"	11.75" x 11.75" x .75"	5 pcs/crtns. = 485 sq. ft.	45 crtns/pallet = 218 sq. ft.	2,095 lbs.	Andes Silver, Full Color Cleft Pattern, Tivoli's Walnut
	12" x 24"	11.75" x 23.33" x .75"	4 pcs/crtns. = 775 sq. ft.	40 crtns/pallet = 310 sq. ft.	2,955 lbs.	Andes Silver, Full Color Cleft Pattern, Tivoli's Walnut
	24" x 24"	23.33" x 23.33" x .75"	2 pcs/crtns. = 775 sq. ft.	36 crtns/pallet = 279 sq. ft.	2,670 lbs.	Andes Silver, Creamstone, Full Color Cleft Pattern, Moonstone, Tivoli's Walnut
	Full Bullnose Coping	11.75" x 23.5" x .75"	4 pcs/crtns. = 8 ln. ft.	max 32 crtns/pallet = 256 ln. ft.	2,306 lbs.	Andes Silver, Full Color Cleft Pattern, Tivoli's Walnut
ARCHILINE ELITE p 16	ArchiLine Elite - Full Layer	Various 5.625" x 12" 5.625" x 16" 5.625" x 20"	15.27 sq. ft. per layer 8 pcs./layer 8 pcs./layer 8 pcs./layer	8 layers/pallet = 122.16 sq. ft.	3,260 lbs.	Misty Grey, Sandstone, Sea Shell
ARCHISLAB ELITE p 17	ArchiSlab Elite	24" x 24"	8 sq. ft. per layer 2 pcs./layer	8 layers/pallet = 64 sq. ft.	1,795 lbs.	Misty Grey, Sandstone, Sea Shell
	ArchiSlab XL Elite	24" x 36"	12 sq. ft. per layer 2 pcs./layer	8 layers/pallet = 96 sq. ft.	2,693 lbs.	Misty Grey, Sandstone, Sea Shell
BOARDWALK ELITE p 19	Boardwalk Elite - Full Layer	Various 6" x 18" 12" x 12" 18" x 18" 18" x 24"	16 sq. ft. per layer 2 pcs./layer 4 pcs./layer 2 pcs./layer 2 pcs./layer	8 layers/pallet = 128 sq. ft.	3,477 lbs.	Buckhorn, Mesquite, Pike Place, Sandstone
COBBLE ELITE p 23	Cobble Elite - Full Layer	2.375" x 7.875"	13.1 sq. ft. per layer 102 pcs./layer	8 layers/pallet = 104.78 sq. ft.	3,148 lbs.	Burnt Red, Coal
COLDSTREAM p 27	Square	5.5" x 5.5"	60 pcs/strap = 12.625 sq. ft.	8 straps/pallet = 101 sq. ft.	2,904 lbs.	Cloud
	Rectangle	5.5" x 8.25"	60 pcs/strap = 19 sq. ft.	5 straps/pallet = 95 sq. ft.	2,723 lbs.	Cloud
	Jumbo	8.25" x 8.25"	40 pcs/strap = 18.6 sq. ft.	5 straps/pallet = 93 sq. ft.	2,552 lbs.	Cloud
	Titan	8.25" x 11"	40 pcs/strap = 25.25 sq. ft.	4 straps/pallet = 101 sq. ft.	2,723 lbs.	Cloud
CONCOURSE ELITE p 21	Concourse Elite - Full Layer	Various 6" x 6" 6" x 12" 12" x 12"	13.91 sq. ft. per layer 8 pcs./layer 8 pcs./layer 8 pcs./layer	8 layers/pallet = 111.28 sq. ft.	3,069 lbs.	Crimson, Mesquite, Midnight Sky, Sandstone, Sandy Oak
HALFMARK ELITE p 23	Halfmark Elite - Full Layer	4" x 8"	13.33 sq. ft. per layer 60 pcs./layer	9 layers/pallet = 119.97 sq. ft.	3,285 lbs.	Burnt Red, Chocolate, Coal, Hazelnut, Iron, Mesquite, Pearl
JAMESTOWN p 34	Jamestown	2.625" x 7.875"	10.92 sq. ft. per layer = 78 pcs./layer	390 pcs/pallet = 54.6 sq. ft./pallet	1,583 lbs.	Charcoal
LEGACY ELITE p 20	Legacy Elite - Full Layer	Various 8" x 8" 8" x 16" 16" x 16" 16" x 24"	16 sq. ft. per layer 4 pcs./layer 2 pcs./layer 4 pcs./layer 2 pcs./layer	8 layers/pallet = 128 sq. ft.	3,477 lbs.	Buckhorn, Misty Grey, Pike Place, Sea Shell
LEXINGTON p 33	14 - Full Layer	5.5" x 5.5"	11.76 sq. ft. per layer = 56 pcs./layer	9 layers/pallet = 105.84 sq. ft.	3,069 lbs.	Canyon Creek, Driftwood, Earth, Flagstone, Granite, Storm
	21 - Full Layer	5.5" x 8.25"	13.25 sq. ft. per layer = 42 pcs./layer	8 layers/pallet = 106 sq. ft.	3,074 lbs.	Canyon Creek, Charcoal, Driftwood, Earth, Flagstone, Granite, Storm
MALIBU p 33	Malibu - Full Layer	Various 4.75" x 9.375" 9.375" x 9.375" 9.375" x 14.125"	12.29 sq. ft. per layer 13 pcs./layer 6 pcs./layer 5 pcs./layer	8 layers/pallet = 98.32 sq. ft.	2,851 lbs.	Canyon Creek, Driftwood, Earth, Flagstone, Granite, Storm

Reading Rock recommends using a roller compactor on large format pavers.

\*All pavers are 2.375" in height unless otherwise noted. All dimensions are approximate.

PAVING STONES	Product	Dimensions* (D x L x H)	Pieces / Sq. Ft. per Layer / Pallet	Pieces / Layers / Sq. Ft. Per Pallet	Weight per Pallet	Stock Colors
MANHATTAN p 31	Manhattan - Full Layer	Various 7.125" x 14.125" 14.125" x 14.125" 14.125" x 21.25"	10.43 sq. ft. per layer 3 pcs./layer 3 pcs./layer 2 pcs./layer	10 layers/pallet = 104.3 sq. ft.	3,024 lbs.	Driftwood, Earth, Flagstone, Granite, Storm
NEWPORT p 31	Newport - Full Layer	Various 11.75" x 17.75" 11.75" x 11.75" 11.75" x 23.625"	11.57 sq. ft. per layer 2 pcs./layer 3 pcs./layer 3 pcs./layer	9 layers/pallet = 104.13 sq. ft.	3,020 lbs.	Driftwood, Granite, Storm
OXFORD ELITE p 22	Elite Square - Full Layer	5.5" x 5.5"	13.44 sq. ft. per layer 64 pcs./layer	8 layers/pallet = 107.55 sq. ft.	2,944 lbs.	Buckhorn, Crimson, Coal, Mesquite, Midnight Sky, Pike Place
	Elite Rectangle - Full Layer	5.5" x 8.25"	12.60 sq. ft. per layer 40 pcs./layer	8 layers/pallet = 100.83 sq. ft.	2,773 lbs.	Buckhorn, Crimson, Coal, Mesquite, Midnight Sky, Pike Place
OXFORD TUMBLED p 26	Square	5.5" x 5.5"	60 pcs/strap = 12.625 sq. ft.	8 straps/pallet = 101 sq. ft.	2,727 lbs.	Hampton Blend, Ottawa Creek 2, Pewter
	Rectangle	5.5" x 8.25"	60 pcs/strap = 19 sq. ft.	5 straps/pallet = 95 sq. ft.	2,565 lbs.	Hampton Blend, Ottawa Creek 2, Pewter
OZARK p 33	Ozark - Full Layer	Various 7.125" x 14.125" 14.125" x 14.125" 14.125" x 21.25"	10.43 sq. ft. per layer 3 pcs./layer 3 pcs./layer 2 pcs./layer	10 layers/pallet = 104.3 sq. ft.	3,024 lbs.	Driftwood, Earth, Flagstone, Granite, Storm
PENDLETON ELITE p 18	Pendleton Elite - Full Layer	Various 4.75" x 9.5" 9.5" x 9.5" 9.5" x 14.35"	16.08 sq. ft. per layer 10 pcs./layer 4 pcs./layer 4 pcs./layer	8 layers/pallet = 128.6 sq. ft.	3,438 lbs.	Buckhorn, Crimson, Mesquite, Midnight Sky, Pike Place, Sandy Oak
PLYMOUTH p 34	Plymouth - Full Layer	4" x 8"	54 pcs./layer = 11.48 sq. ft.	9 layers/pallet = 103.32 sq. ft.	2,999 lbs.	Charcoal, Cream
TRAVERTINE p 25	Versailles Pattern - Full Pallet	Various 8" x 8" 8" x 16" 16" x 16" 16" x 24" All sizes are 1.25" thick.	40 pcs./pallet 20 pcs./pallet 40 pcs./pallet 20 pcs./pallet	160 sq. ft./pallet	2,400 lbs.	Beige, Silver
	Versailles Pattern - Pack	Various 8" x 8" 8" x 16" 16" x 16" 16" x 24" All sizes are 1.25" thick.	8 sq. ft. per pack 2 pcs./pack 1 pcs./pack 2 pcs./pack 1 pcs./pack	n/a	120 lbs.	Beige, Silver
	Edging	8" x 8" x 1.25"	360 pcs./pallet = 158 sq. ft.	n/a	2,500 lbs.	Beige, Silver
	Coping	12" x 24" x 2"	40 pcs./pallet = 80 ln. ft.	n/a	1,960 lbs.	Beige, Silver

PERMEABLE PAVERS	Product	Dimensions* (D x L x H)	Pieces / Sq. Ft. per Layer / Pallet	Pieces / Layers / Sq. Ft. Per Pallet	Weight per Pallet	Stock Colors
p 35	HydraBric II - Full Pallet	3.75" x 8" x 3.125" (full piece) 3.75" x 3.76" x 3.125" (half piece)	288 full pcs; 64 half pcs/pallet	80 sq. ft.	2,920 lbs.	Granite
	Turflock	15.75" x 23.625" x 3.125"	1 unit = 2.59 sq. ft.	36 pcs/pallet = 93.24 sq. ft.	2,304 lbs.	Concrete Gray



WALLS	Product	Dimensions* (H x D x L)	Weight	Pieces (Sq. Ft.) per Pallet	Product Weight per Full Pallet	Stock Colors
AB COLLECTION p 43	AB Classic	7.875" x 11.875" x 17.625"	80 lbs.	40 (39)	3,200 lbs.	Granite, Hickory Blend, Marbled Buff, Natural, Stonecreek
	AB Jumbo Jr.	7.875" x 9.5" x 8.8125"	36 lbs.	80 (39)	2,880 lbs.	Granite, Hickory Blend
	AB Lite Stone	3.9375" x 10.5" x 17.625"	48 lbs.	64 (31)	3,072 lbs.	Granite, Hickory Blend, Marbled Buff, Natural
	AB Junior Lite	3.9375" x 9.5" x 8.75"	25 lbs.	128 (31)	3,200 lbs.	Granite, Hickory Blend, Stonecreek
	AB Classic Corner	7.875" x 7.8125" x 15.625"	60 lbs.	36	2,160 lbs.	Granite, Hickory Blend, Marbled Buff, Natural, Stonecreek
	AB Classic Cap	3.625" x 11.875" x 17.625"	60 lbs.	64 (94 In. ft.)	3,840 lbs.	Granite, Hickory Blend, Marbled Buff, Natural, Stonecreek
AB COURTYARD COLLECTION p 57	AB York	6" x 7" x 9" (front) 6" x 7" x 7.5" (back)	21 lbs.	72 (24)	1,512 lbs.	Granite, Hickory Blend, Stonecreek
	AB Dublin	6" x 7" x 16.5" (front and back)	45 lbs.	72 (50)	3,240 lbs.	Granite, Hickory Blend, Stonecreek
	AB Courtyard Corner	6" x 7" x 15.5" (front) 6" x 7" x 15" (back)	44 lbs.	72	3,168 lbs.	Granite, Hickory Blend, Stonecreek
	AB Courtyard Wall Cap	3.5" x 10" x 9.25" (front) 3.5" x 10" x 7" (back)	22 lbs.	144 (97 In. ft.)	3,168 lbs.	Charcoal <i>Limited supply of caps in Granite, Hickory Blend, Stonecreek</i>
Wall Caps and Wall End Caps are packaged on the same pallet: (108 wall caps / 36 wall ends caps per pallet). Wall End Cap can be used in-line.						
AB EUROPA COLLECTION p 45	AB Dover	7.875" x 10.5" x 17.625"	88 lbs.	40 (39)	3,520 lbs.	Stonecreek
	AB Palermo	7.875" x 9.5" x 8.8125"	41 lbs.	80 (39)	3,280 lbs.	Stonecreek
	AB Barcelona	3.9375" x 10.5" x 17.625"	48 lbs.	64 (31)	3,072 lbs.	Stonecreek
	AB Bordeaux	3.9375" x 10.5" x 8.8125"	25 lbs.	128 (31)	3,200 lbs.	Stonecreek
	AB Europa Corner	7.875" x 7.75" x 15.625"	60 lbs.	36	2,160 lbs.	Stonecreek
	AB Europa Cap	3.625" x 11.875" x 17.625"	60 lbs.	64 (94 In. ft.)	3,840 lbs.	Stonecreek
AB FIELDSTONE COLLECTION p 47	812 Sierra Facing Unit	8" x 12"	30 lbs.	96	2,700 lbs.	Stonecreek
	824 Sierra Facing Unit	8" x 24"	62 lbs.	48 (64)	2,976 lbs.	Stonecreek
	Sierra Cap	3.5" x 11.5" x 17.5" (front) 3.5" x 11.5" x 14.5" (back)	53 lbs.	64 (85 In. ft.)	3,392 lbs.	Stonecreek
	SAU - Short Anchoring Unit	13" D	32 lbs.	96	3,072 lbs.	Gray
	LAU - Long Anchoring Unit	23" D	62 lbs.	50	3,100 lbs.	Gray
AB METROPOLITAN COLLECTION p 41	AB Metro Classic	7.875" x 11.875" x 17.625"	77 lbs.	40 (39)	3,080 lbs.	Slate Grey
	AB Metro Corner	7.875" x 7.8125" x 15.625"	53 lbs.	36	1,908 lbs.	Slate Grey
	AB Metro Cap	3.625" x 11.875" x 17.625"	56 lbs.	64 (94 In. ft.)	3,584 lbs.	Slate Grey
AULTWALL p 51	Standard	4" x 8" x 12"	27 lbs.	105 (35)	2,835 lbs.	Marbled Buff
	Oversize Beveled Face	6" x 11.75" x 16.9375"	78 lbs.	48 (34)	3,744 lbs.	Natural
	Oversize Straight Face	6" x 11.75" x 16.9375"	78 lbs.	48 (34)	3,744 lbs.	Hickory Blend
	Oversize Angled Cap	3" x 10.75" x 17.625" (front) 3" x 10.75" x 13.25" (back)	40 lbs.	72 (93 In. ft.)	2,880 lbs.	Hickory Blend, Natural
BEDFORD TUMBLED p 59	Standard	3.9375" x 7.875" x 11.8125"	30 lbs.	96 (31)	2,880 lbs.	Granite, Hickory Blend, Rustic Rock
	Radius	3.9375" x 7.875" x 9.125" (front) 3.9375" x 7.875" x 6.625" (back)	19 lbs.	144 (31)	2,700 lbs.	Granite, Hickory Blend, Rustic Rock

Reading Rock recommends choosing colors after reviewing physical samples due to variations with photography.

\*All product dimensions are approximate.

WALLS	Product	Dimensions* (H x D x L)	Weight	Pieces (Sq. Ft.) per Pallet	Product Weight per Full Pallet	Stock Colors
ROSETTA BELVEDERE p 49	Belvedere Wall - Full Pallet	Various	All sizes packaged together on pallet.	72 (27)	2,475 lbs.	Cuyahoga Blend, Scioto Blend
	Belvedere Corner - Full Pallet	Various	All sizes packaged together on pallet.	32 (24)	1,520 lbs.	Cuyahoga Blend, Scioto Blend
ROSETTA KODAH p 48	Kodah Wall - Layer	Various	All sizes packaged together on a layer.	18 (21)	2,400 lbs.	Cuyahoga Blend, Scioto Blend
	Kodah Corner	6" x 10.5" x 21" (front)	100+/-	16	1,600 lbs.	Cuyahoga Blend, Scioto Blend
YUKON SERIES p 55	Yukon Wall	6" x 10" x 12" 6" x 10" x 16" 6" x 10" x 22" 6" x 10" x 32" 6" x 10" x 38"	60 lbs. 80 lbs. 88 lbs. 125 lbs. 194 lbs.	48 (24) 32 (21.3) 24 (21.9) 16 (21.3) 16 (25.3)	2,880 lbs. 2,560 lbs. 2,112 lbs. 2,000 lbs. 3,104 lbs.	Graphite
	Yukon Wall Cap	3" x 14" x 38"	136 lbs.	15 (43.8 In. ft.)	1,890 lbs.	Charcoal

COPING (CAPS) + TREADS	Product	Dimensions* (H x D x L)	Weight	Pieces (Ln. Ft.) per Pallet	Product Weight per Full Pallet	Stock Colors
	Belvedere Coping - Layer	Various	All sizes packaged together on a layer.	72 (11 In. ft./layer, 66 In. ft./pallet )	1,550 lbs.	Cuyahoga Blend, Scioto Blend
	Belvedere Post Cap	2" x 28" x 28"	75 lbs.	6	450 lbs.	Cuyahoga Blend, Scioto Blend
	Chiseled Face Step Tread	6" x 20" x 36"	331 lbs.	8 pcs. = 24 In. ft.	2,648 lbs.	Charlotte Tan
	RockCast Fire Pit Caps	30" Diameter (ID) - 2.25" (H) 38" Diameter (ID) - 3" (H) 42" Diameter (ID) - 2.25" (H)	n/a	8 pcs./kit 4 pcs./kit 8 pcs./kit	227 lbs. 303 lbs. 280 lbs.	Charlotte Tan, Shadow
	RockCast 2.25" Flat Post Cap (all four sides chiseled)	2.25" x 24" x 24" 2.25" x 26" x 26"	101 lbs. 119 lbs.	10	1,010 lbs. 1,190 lbs.	Charlotte Tan, Shadow
	RockCast Wall Cap (2 face sides chiseled)	2.25" x 12" x 32"	67 lbs.	40 (106.67 In. ft.)	2,680 lbs.	Charlotte Tan, Shadow
	RockCast Wall Cap End (2 face sides + 1 end chiseled)	2.25" x 12" x 32"	67 lbs.	40 (106.67 In. ft.)	2,680 lbs.	Charlotte Tan, Shadow
	RockCast Wall Cap Radius (2 face sides chiseled)	2.25" x 12" x 9.3125" (front) 2.25" x 12" x 7.0625" (back)	17 lbs.	80 (55 In. ft.)	1,360 lbs.	Charlotte Tan, Shadow
	Rosetta Superior Stepper	Various	Various	24	1,950 lbs.	Cuyahoga Blend, Scioto Blend
	Single-Sided Bullnose	2.375" x 6" x 12"	13.5 lbs.	168 (84 In. ft.)	2,352 lbs.	Charcoal, Cream
	Vintage Double Bullnose	2.75" x 6" x 12"	15 lbs.	192 (96 In. ft.)	2,880 lbs.	Charcoal, Cream
	Yukon Column Cap	3" x 30" x 30"	230 lbs.	10	2,300 lbs.	Charcoal
	Yukon Dimensional Step Tread	6" x 20" x 36" 6" x 20" x 48" 6" x 20" x 60"	367.5 lbs. 490 lbs. 612.5 lbs.	8 6 4	2,940 lbs. 2,940 lbs. 2,450 lbs.	Graphite Graphite, Natural Graphite
	Yukon Fire Pit Cap	3" x 11.5" x 39.5625"	116.15 lbs.	20	2,323 lbs.	Charcoal
	Yukon Garden Slab Irregular	Various	Various	24	2,112 lbs.	Graphite
Yukon Garden Slab Rectangular	2" x 17.5" x 29"	84.5 lbs.	24	2,028 lbs.	Graphite	
Yukon Irregular Step Tread	6" x 30" x 48"	650 lbs.	4 pcs. = 16 In. ft.	2,600 lbs.	Natural, Graphite	
Yukon Wall Cap	3" x 14" x 38"	136 lbs.	15 (43.8 In. ft.)	1,890 lbs.	Charcoal	



*Anytime is the perfect  
time for outdoor living*

## READING ROCK LOCATIONS

**CORPORATE OFFICE**  
4600 Devitt Dr.,  
Cincinnati, OH 45246  
513.874.2345

**LOUISVILLE**  
13698 Aiken Rd.,  
Louisville, KY 40245  
502.254.0011

**SELECTION CENTER**  
10025 Princeton-Glendale Rd.,  
Cincinnati, OH 45246  
513.874.2345

**COLUMBUS**  
1150 Sullivant Ave.,  
Columbus, OH 43223  
614.224.9241

**DAYTON**  
10075 Sheehan Rd.,  
Centerville, OH 45458  
937.746.7139

**NEWARK**  
130 N. Cedar St.,  
Newark, OH 43055  
740.349.9691

**INDIANAPOLIS**  
12595 Cumberland Rd.,  
Fishers, IN 46038  
317.913.9442

**WALTON**  
10700 US Highway 25  
Walton, KY 41094  
859.371.0588

**CHAMPAIGN**  
(Production Facility only)  
801 N. McKinley Ave.  
Champaign, IL 61821



800.482.6466 ♦ [www.readingrock.com](http://www.readingrock.com)

LIKE + FOLLOW US ON:   

DISTRIBUTED BY